

# Bringing together

knowledge and development



[www.ddrn.dk](http://www.ddrn.dk)

[info@ddrn.dk](mailto:info@ddrn.dk)



Danish  
Development  
Research  
Network

# Danish Development Research Network (DDRN) General Assembly - 25 May 2009



**DDRN board:** Ole Mertz, KU – Thomas Nielsen, AU– Arne Wangel, DTU – Bente Topsøe-Jensen, COWI – Claus Jørgensen, NIRAS – Helene Kyed, DIIS – Olav Jull Sørensen, AAU – Peter Oksen, RUC – Karl Erik Schou Larsen, KU.

**Substitutes:** Esbern Friis Hansen, DIIS  
**Secretariat:**

Anne Sørensen, Chief Coordinator  
Kris Prasada-Rao, Coordinator  
Marianne Forti, Communications Officer  
Lone Frederiksen, Academic Secretary



# Objectives

Overall goal of DDRN is to address needs and problems in dev countries by encouraging the use of knowledge in dev, and the integration of research and dev practices

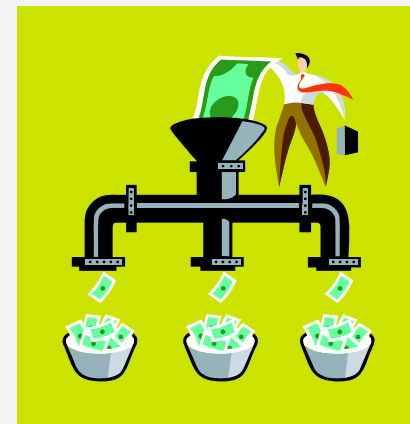
DDRN operates to promote:

- research-practice collaboration, links and integration;
- research collaboration across institutions in DK and in the South;
- research collaboration across Danish research institutions.




# Major achievements in 2008-2009

- 3 major unifying events/thematic conferences in Denmark and 1 in Africa
- 30 knowledge-sharing and member-led activities initiated with support from DDRN
- North-South knowledge networks within environment (SARUEM) and climate (SACCNET)



# Major achievements in 2008-2009

- 4 thematic overviews
- A series of research communication seminars for members

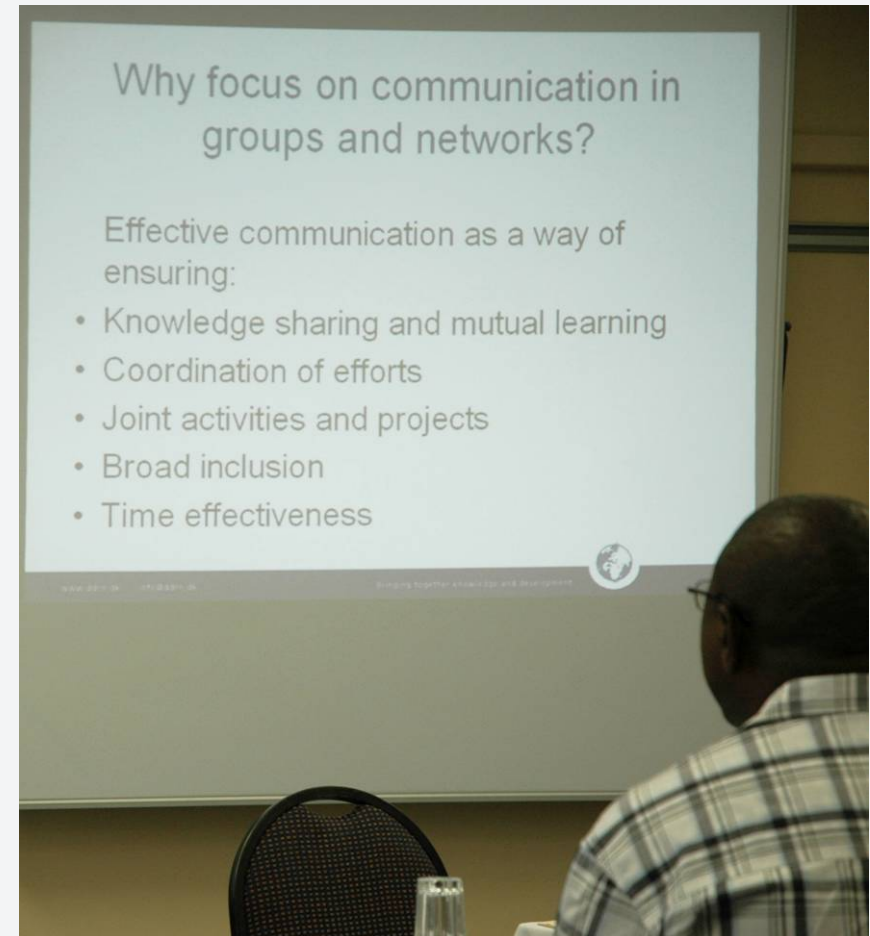


# Major achievements in 2008-2009

- A detailed communication strategy and action plan

## Three main tasks of DDRN

- Making *already existing knowledge visible*
- Facilitating *establishment of contacts* to generate new knowledge
- *Disseminating information* of relevance to generation of new knowledge



# Highlights and trends in implementation 2008/2009 (1)

## ***Increase in member-led activities...***

- In first five months of 2009 22 applications of which 13 were granted support
- Two new member groups formed during 2008
  - Industry, Environment, Energy and Infrastructure
  - Urban Environmental Management



# Highlights and trends in implementation 2008/2009 (2)

## ***Quality info & communication services in high demand***

- Needs based thematic news
- Knowledge input to policy (Africa Commission, DDDs)
- Institutions assisted with links to researchers/other stakeholders
- Assistance to projects on integration of research communication (process and results)



# Highlights and trends in implementation 2008/2009 (3)

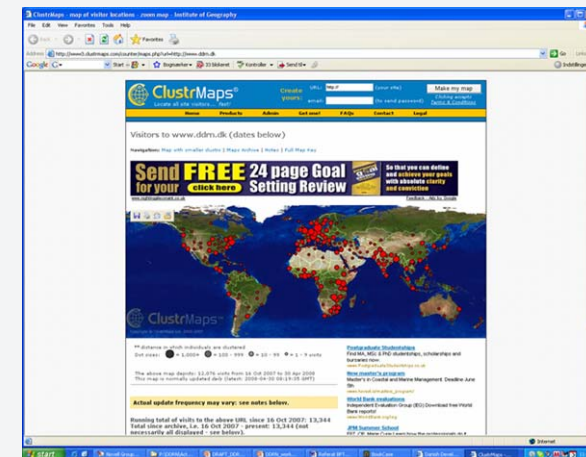

## ***Representation in other networks beginning to yield results ....***

- SACNET (DDRN- DWF-ENRECA HEALTH/DBL) N/S and S/S network
- International platforms: EFARD, ERA-ARD, PAEPARD, FARA, EU-Africa ICT...entry points for info on funding sources, projects etc. and potential DK influence



# Challenges for 2009

- **Filtering and disseminating info** - very time consuming & 'skills requiring', e.g. keeping focus on selected themes *and* picking up new themes
- **Diversity of membership** - a strength, but demanding as different member groups have different agendas, e.g. researchers and consultant; N/S members; individual versus institutional ownership



# Challenges for 2009(cont.)

- ***Improving the modalities for South involvement***
- ***Member ownership*** – members tend to deal with the secretariat as a service provider and less with each other
- ***Increased competition for funds***



# Accounts for the period: 2007 - May 2009

	<i>Salaries</i>	<i>Travel</i>	<i>Meetings</i>	<i>Services etc.</i>	<i>Total</i>
<b>Total budget</b>	<b>5.454.005</b>	<b>925.000</b>	<b>1.312.500</b>	<b>235.000</b>	<b>7.926.505</b>
<b>Expenses 2007</b>	<b>652.390</b>	<b>41.628</b>	<b>57.747</b>	<b>90.387</b>	<b>842.152</b>
<b>Expenses 2008</b>	<b>1.888.961</b>	<b>360.029</b>	<b>310.288</b>	<b>8.154</b>	<b>2.567.432</b>
<b>Expenses 2009 (12.5.09)</b>	<b>794.292</b>	<b>315.885</b>	<b>106.571</b>	<b>35.825</b>	<b>1.252.573</b>
<b>Total expenses 12.05.2009</b>	<b>3.335.643</b>	<b>717.542</b>	<b>474.606</b>	<b>134.366</b>	<b>4.662.157</b>
<b>Undisbursed commitments</b>	<b>306.792</b>	<b>251.745</b>	<b>617.600</b>	<b>15.000</b>	<b>1.191.137</b>
<b>Balance</b>	<b>1.811.570</b>	<b>(44.287)</b>	<b>220.294</b>	<b>85.634</b>	<b>2.073.211</b>
<b>Balance pct. of budget</b>	<b>33</b>	<b>(5)</b>	<b>17</b>	<b>36</b>	<b>26</b>



# *Thanks!*

